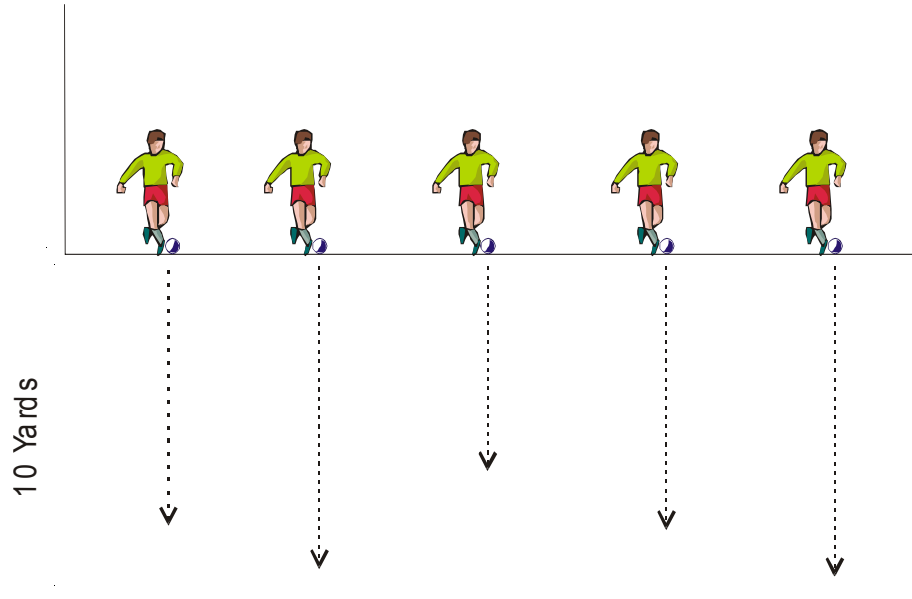



Teaching Soccer Using Games

Pass the ball so it stops on the line.

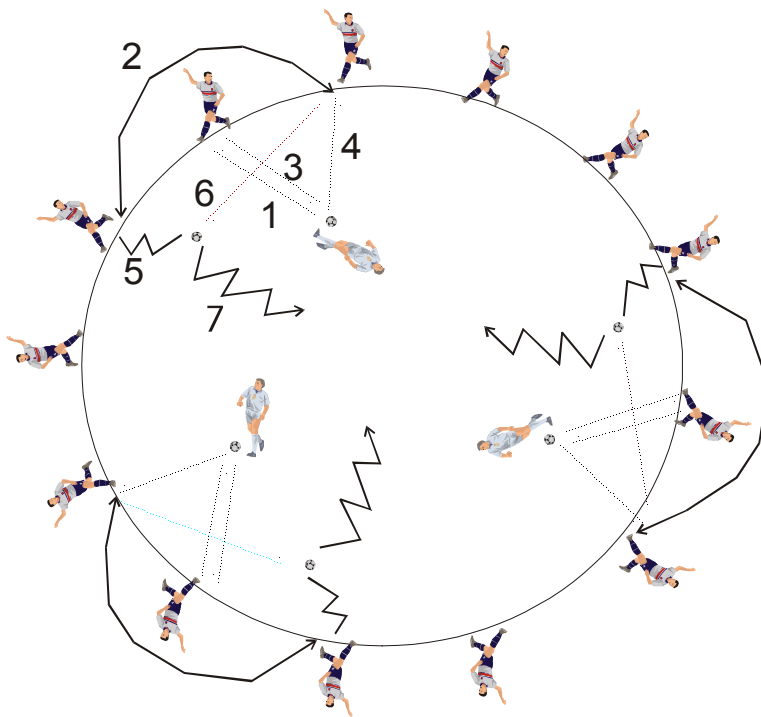
1. Pass the ball so it stops on line; go get it incorporating a turn.
2. Add a player on the empty line, now pass it to the player on the line that controls it and the two players switch places.



1. Set two balls 10 yards from the goal. On go, the players run to one of the balls and dribble through one of the goals. The fastest player wins.
2. Can score in either goal, one ball, first to the ball is attacker the other player tries to steal the ball and score. First player to three goals wins. Set a time limit (30 seconds).

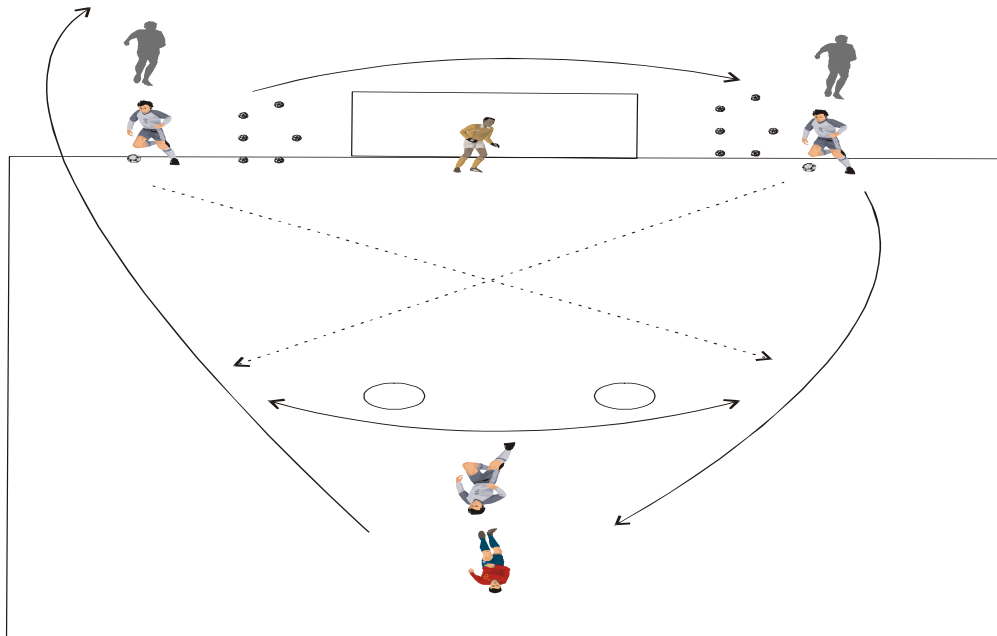


Teaching Soccer Using Games



1. Take-overs
2. Pass out and switch
3. One touch switch
4. Pass out and heel pass, and give back
5. Create a wall pass
6. Pass out and players on the left and right switch places
7. Pass in, one touch back, left and right switch places, play it to the left or right switched player, who takes it out.

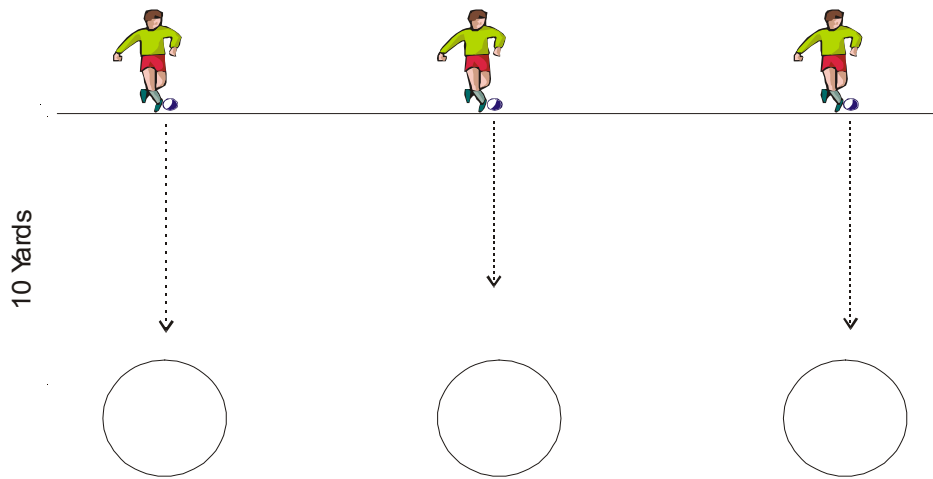
8. Pass in, one touch back, left and right switch places, play it to the left or right switched player and then play it to the other switched player. Having FUN NOW!



Sometimes it is just what you see!

Teaching Soccer Using Games

Passing U-8



Sometimes it is just fun. What are you looking for?

